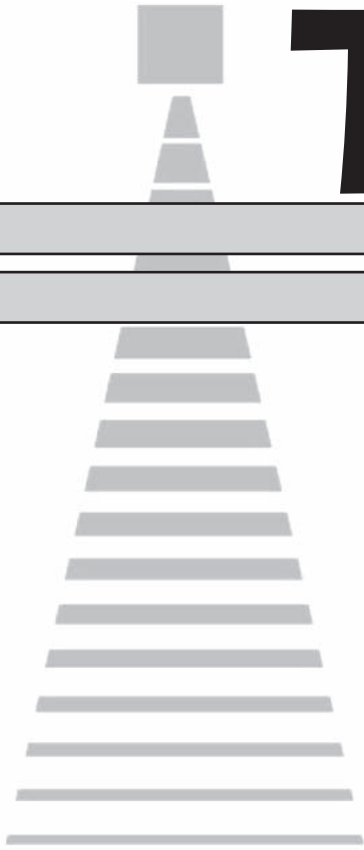


TC26-B

MICROWAVE VEHICLE

MOTION SENSOR



- **ADJUSTABLE RANGE**
(up to 200' for cars, 350' for trucks)
- **DIRECTIONAL SCANNING**
(select approach-only or
depart-only motion)
- **SEALED HOUSING**
- **EXTERNAL ADJUSTMENT
PANEL & CONNECTOR**
(no need to open the housing
during installation)
- **EXTERNAL INDICATOR LEDs**
(eases drive test confirmation)
- **LOW POWER—IDEAL FOR
SOLAR APPLICATIONS**
(uses 1/5 the power of
inductive loops)
- **COVERS SINGLE OR MULTIPLE
LANES**
- **INSTALLS EASILY ABOVE
GROUND**

The TC26-B is a microwave motion sensor that will identify a vehicle moving in its detection pattern and then trigger the operation of a traffic controller. By utilizing microwave technology, this device provides accurate and consistent vehicle detection that is not affected by temperature, humidity, color or background variations.

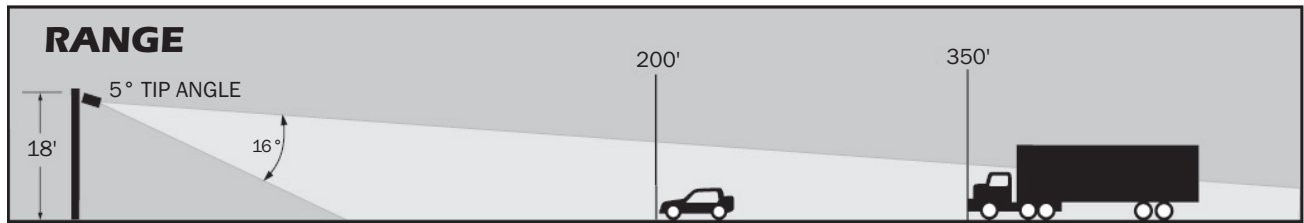
The TC26-B easily mounts above ground, requires no pavement cuts and can be installed with minimal traffic disruption. All parameters are adjusted via external controls located on the back panel. The housing is factory sealed with an external wiring harness or an optional quick-connect cable eliminating the need to open the sensor during installation.

Once mounted, the installer simply connects the cable, makes the necessary adjustments, aims the sensor at the desired detection area and applies power. It's that simple!



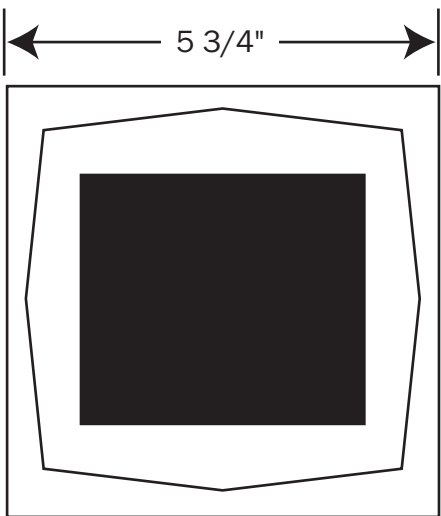
SENSORS & SWITCHES

TECHNICAL DATA

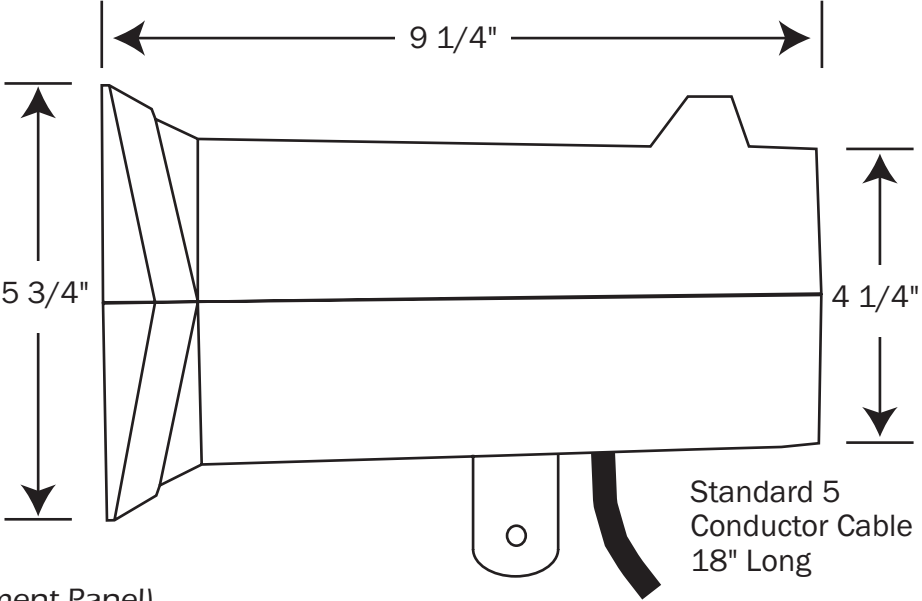


Range shown at maximum - not drawn to scale

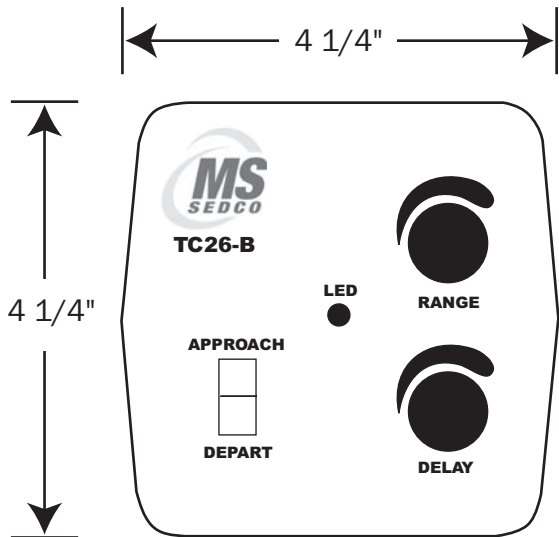
FRONT VIEW



SIDE VIEW



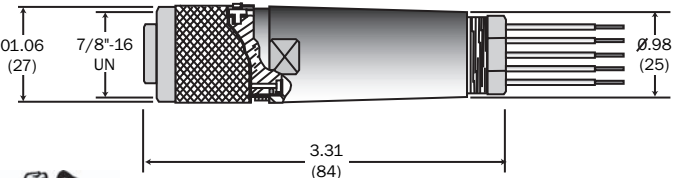
REAR VIEW (External Adjustment Panel)



SPECIFICATIONS

Model Number.....	TC26-B
Operating Frequency.....	10.525 GHz (X-band)
Detection Method.....	Microprocessor analyzed doppler-microwave
Detection Pattern (maximum).....	200' long x 50' wide (cars) 350' long x 75' wide (trucks)
Detection Mode.....	Directional motion
Detection Hold-Time.....	Continuous with motion
Response Time.....	0.250 seconds
Time Delay.....	Adjustable 0.250 - 5.0 seconds
Power Requirements.....	12 to 24 V AC or DC
Current Draw.....	75mA max. @ 24V DC
Power Consumption.....	1.8 Watts max. @ 24V DC
Relay Output.....	Form C, rated at 3 Amps @ 24V DC
Wiring Harness.....	18 gauge 5 conductor cable (standard) 18 gauge 5 conductor quick release (optional)
Mounting Bracket.....	Predrilled & slotted (band or lag-bolt mount)
Enclosure/Finish.....	Gray powder coated aluminum
Operating Temperature.....	-35 °F to 165 °F (-37 °C to 75 °C)
Shipping Weight.....	Approx. 5 lbs.
Physical Dimensions.....	9.25"L x 5.5"W x 5.5"H 23.5 cm L x 14.0 cm W x 14.0 cm H

OPTIONAL QUICK RELEASE



SENSORS & SWITCHES

8701 Castle Park Drive • Indianapolis, Indiana 46256
 Phone: (800) 842-2545 / (317) 842-2545
 Fax: (800) 849-3387 / (317) 849-3387